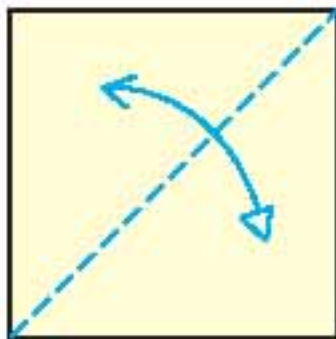
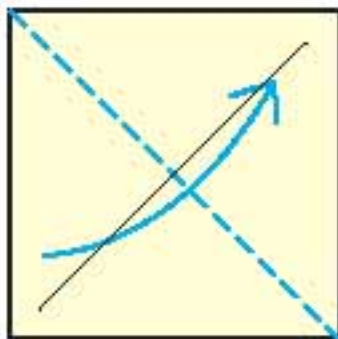


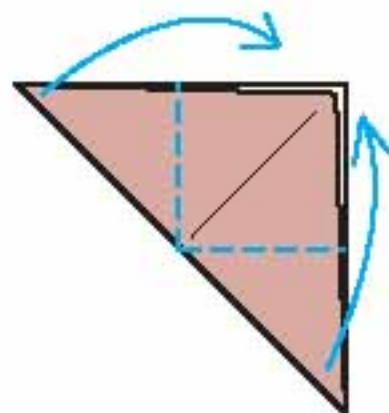
Wolf



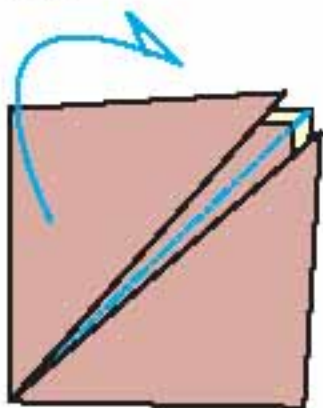
1. Begin with a square, plain side up. Fold in half along the diagonal, and then unfold.



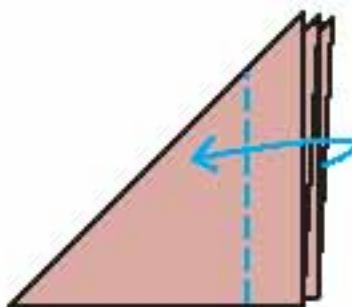
2. Fold the paper in half along the opposite diagonal.



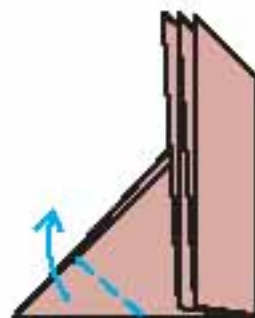
3. Fold the two corners to the middle corner.



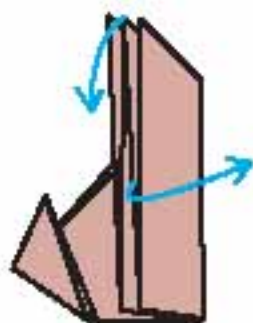
4. The model is shown enlarged. Fold in half along the diagonal.



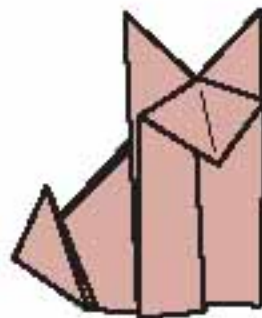
5. Fold all four layers together. You can experiment with the distance to give the model character.



6. Fold the tail up.



7. Swing over the uppermost two layers, while allowing the center point (the head) to swing down.



8. Completed Arctic Fox.